

Scaled data based on original data using
LM-79-08 Approved Method: Electrical and Photometric Measurements of Solid-
State Lighting Products

Test Report Prepared for
Cooper Lighting Solutions
(formerly Eaton)

Brand: INVUE

Report Number: P401312

Luminaire Tested: **ENT-SA1C-740-U-SL3**

Issue Date: 5/20/2020

Test Information

Test Method: LM-79-08
Report Number: P401312
TEST IS SCALED FROM IESNA LM-79-08 TEST DATA (G1-2004-754-3)
Test Lab: INNOVATION CENTER
Issue Date: 5/20/2020
Manufacturer: COOPER LIGHTING SOLUTIONS (FORMERLY EATON)
Product Line: INVUE
Catalog Number: ENT-SA1C-740-U-SL3
Description: ENTRI LED LUMINAIRE
(1) 70 CRI, 4000K, 615mA LIGHTSQUARE WITH 16 LEDS AND TYPE III SPILL
LIGHT ELIMINATOR OPTICS
Light Source: -
Ballast/Driver: ELECTRONIC DRIVER

Summary

Lumens per Lamp: N/A
Luminaire Lumens: 4425 lumens
Efficiency: N/A
Efficacy: 132.9 lumens/watt
Luminous Opening: Rectangular (W 0.5' x L: 0.5' x H: 0')
IES Classification: Type III - Medium - Non-Cutoff
BUG Rating: B1 - U0 - G1

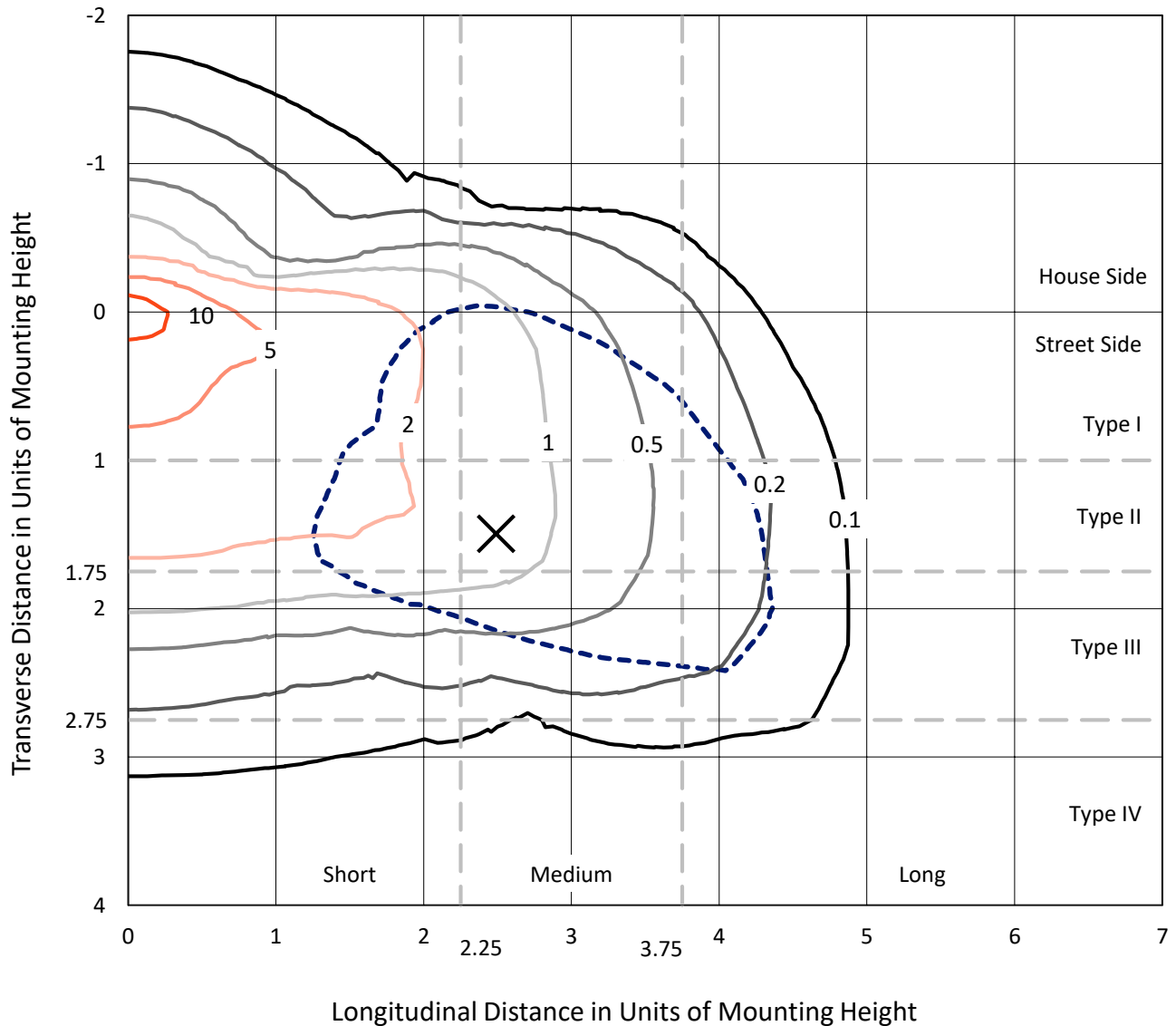
Input Watts (W): 33.3
Input Voltage (V): NR
Input Current (Ain): NR
Voltage Rise (V): NR
Power Factor: NR
Total Harmonic Distortion (THDi): NR
Frequency (hertz): 60
Stabilization Time: NR
Operation Time: NR
Ambient Temperature (°C): NR
Test Distance: 25 FT



REPORT NUMBER: P401312
 CATALOG NUMBER: ENT-SA1C-740-U-SL3

Iso-Footcandle Lines of Horizontal Illumination

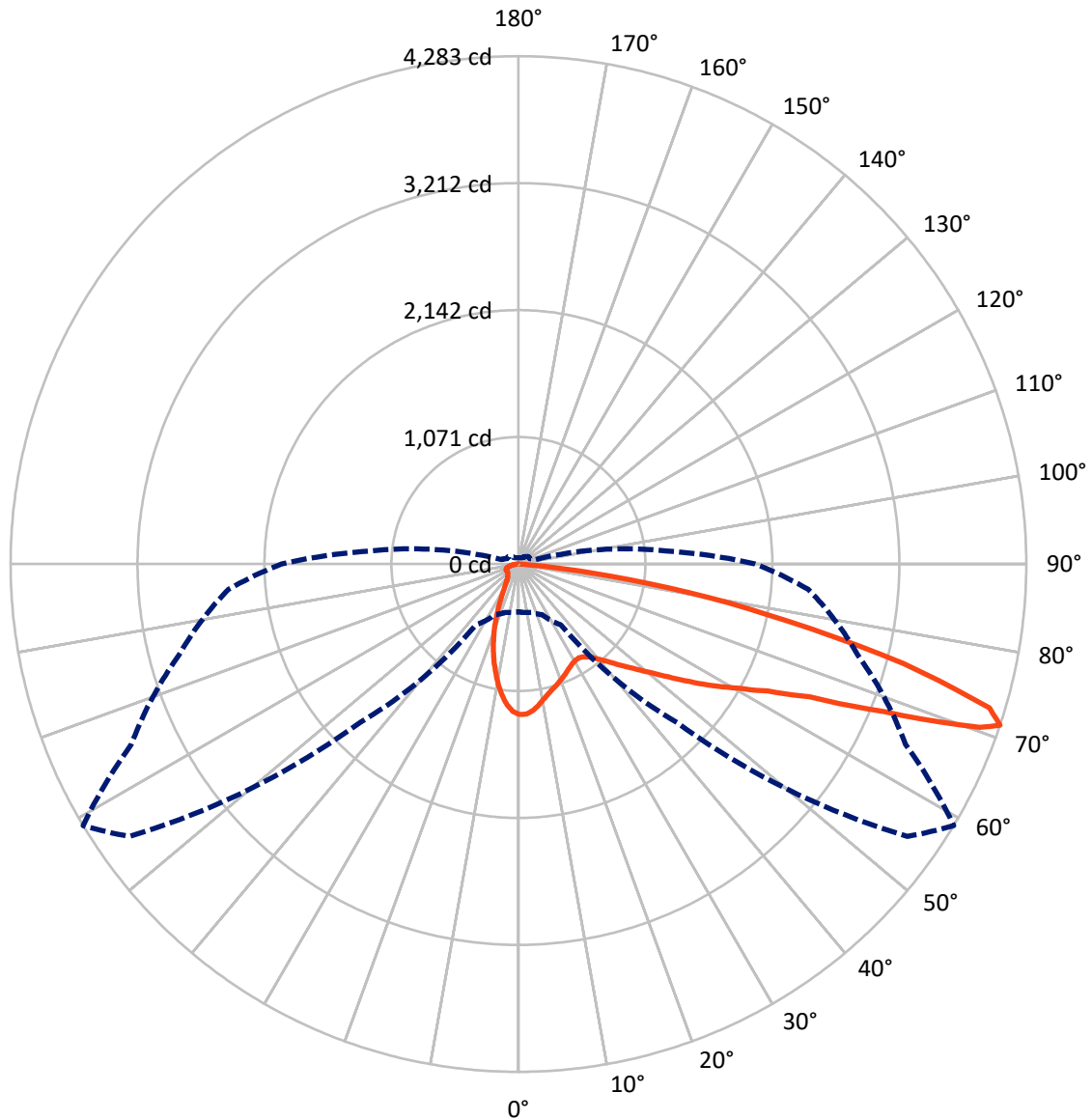
✕ Max cd
 - - - 1/2 Max cd



Based on 10 foot mounting height. Maximum calculated value = 12.7 fc
 Type III - Medium - Non-Cutoff

REPORT NUMBER: P401312
CATALOG NUMBER: ENT-SA1C-740-U-SL3

Luminous Intensity Polar Plot



— Vertical Plane Through 59-Deg Lateral - - - Horizontal Cone Through 71-Deg Vertical

REPORT NUMBER: P401312

CATALOG NUMBER: ENT-SA1C-740-U-SL3

FLUX DISTRIBUTION:

		Downward	Upward	Total
House Side	Lumens	751.0	0.0	751.0
	% Fixture	17.0	0.0	17.0
Street Side	Lumens	3674.0	0.0	3674.0
	% Fixture	83.0	0.0	83.0
Total	Lumens	4425.0	0.0	4425.0
	% Fixture	100.0	0.0	100.0

Coefficient of Utilization

ZONAL LUMENS:

Zone	Lumens	% Fixture
0°-10°	109.7	2.5
10°-20°	246.4	5.6
20°-30°	313.2	7.1
30°-40°	400.4	9.0
40°-50°	555.6	12.6
50°-60°	822.7	18.6
60°-70°	1111.9	25.1
70°-80°	788.5	17.8
80°-90°	76.6	1.7
90°-100°	0.0	0.0
100°-110°	0.0	0.0
110°-120°	0.0	0.0
120°-130°	0.0	0.0
130°-140°	0.0	0.0
140°-150°	0.0	0.0
150°-160°	0.0	0.0
160°-170°	0.0	0.0
170°-180°	0.0	0.0
0°-90°	4425.0	100.0
0°-180°	4425.0	100.0



REPORT NUMBER: P401312

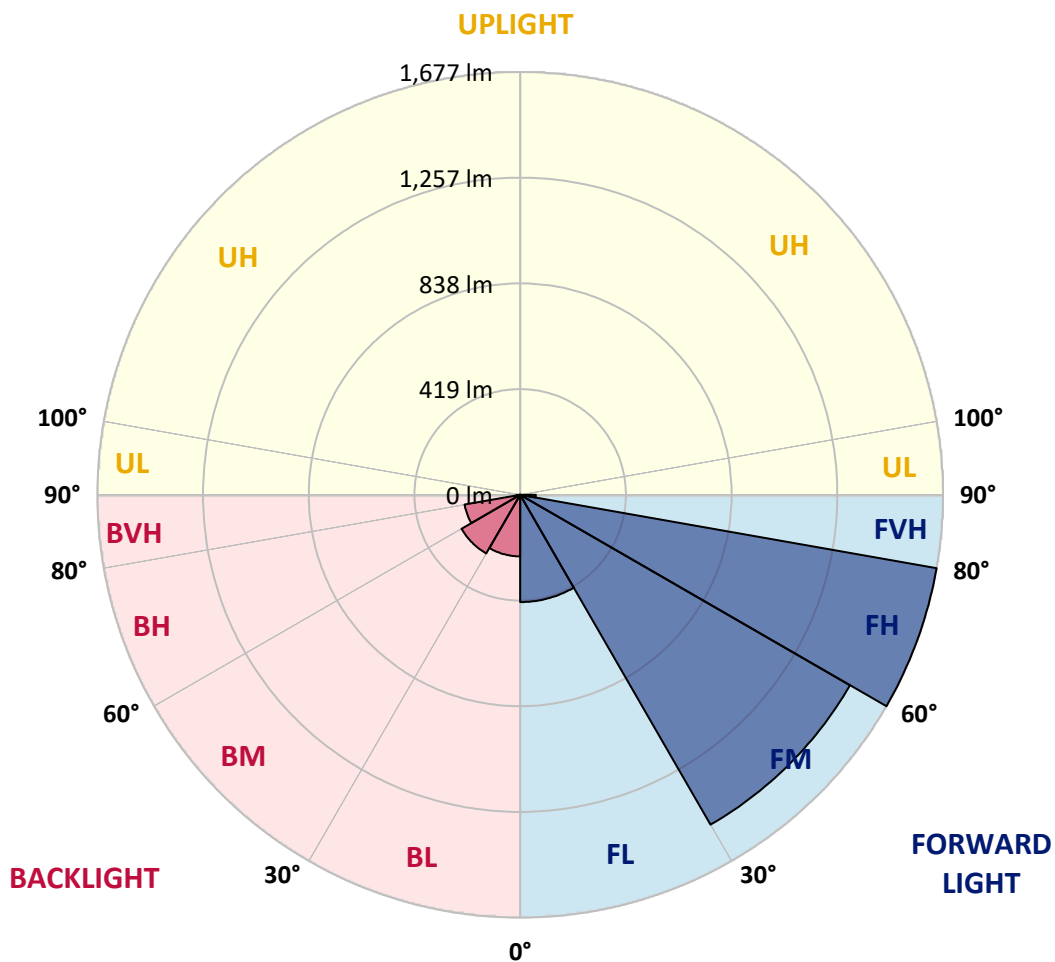
CATALOG NUMBER: ENT-SA1C-740-U-SL3

LUMINAIRE CLASSIFICATION SYSTEM LUMEN TABLE AND BUG RATING:

Zone		Lumens	% Fixture	Zone Rating/Lumen Limit		
				B	U	G
FL	(0°-30°)	425.3	9.6			
FM	(30°-60°)	1510.1	34.1			
FH	(60°-80°)	1676.6	37.9			G1/1800
FVH	(80°-90°)	62.0	1.4			G1/100
BL	(0°-30°)	244.0	5.5	B1/500		
BM	(30°-60°)	268.6	6.1	B1/1000		
BH	(60°-80°)	223.8	5.1	B1/500		G1/500
BVH	(80°-90°)	14.6	0.3			G1/100
UL	(90°-100°)	0.0	0.0		U0/0	
UH	(100°-180°)	0.0	0.0		U0/0	

BUG Rating: B1-U0-G1

Type III Medium





REPORT NUMBER: P401312

CATALOG NUMBER: ENT-SA1C-740-U-SL3

CANDELA DISTRIBUTION (FULL):

	0°	5°	15°	25°	35°	45°	55°	59°	65°	75°	85°
0°	1269.5	1269.5	1269.5	1269.5	1269.5	1269.5	1269.5	1269.5	1269.5	1269.5	1269.5
2.5°	1258.6	1263.1	1265.0	1268.2	1268.2	1269.5	1268.2	1267.6	1270.2	1267.6	1260.5
5°	1202.8	1204.8	1210.5	1216.9	1223.4	1236.8	1240.7	1243.2	1249.0	1250.3	1243.2
7.5°	1127.2	1134.2	1141.9	1150.3	1163.7	1182.3	1198.4	1204.8	1215.7	1222.1	1211.8
10°	1063.1	1066.9	1070.8	1085.5	1106.7	1132.3	1149.0	1161.2	1178.5	1186.8	1177.2
12.5°	998.9	1002.2	1009.8	1029.7	1051.5	1082.3	1112.4	1122.1	1142.6	1159.2	1151.5
15°	949.6	949.6	955.3	977.1	1000.2	1041.3	1076.5	1091.3	1116.9	1140.6	1131.0
17.5°	906.0	907.9	911.7	925.9	957.9	1000.9	1045.8	1064.3	1096.4	1127.2	1114.4
20°	881.6	880.3	882.9	889.9	915.6	961.1	1015.0	1036.8	1076.5	1118.8	1098.3
22.5°	873.3	872.0	870.1	869.4	886.1	924.6	982.3	1009.2	1058.6	1114.4	1083.6
25°	879.7	879.7	873.9	863.0	870.7	897.0	952.8	981.6	1038.7	1111.2	1070.1
27.5°	897.0	897.0	888.7	874.6	871.4	882.9	927.1	957.9	1022.0	1113.1	1059.2
30°	920.7	920.1	911.7	899.6	889.9	886.1	915.0	943.2	1010.5	1121.4	1054.1
32.5°	947.7	946.4	942.5	934.2	922.6	906.0	916.2	941.2	1007.9	1136.2	1054.7
35°	979.7	977.8	979.7	975.2	964.3	946.4	940.0	959.8	1020.7	1163.7	1065.6
37.5°	1007.9	1006.6	1016.3	1018.8	1016.3	992.5	984.2	997.0	1050.9	1207.3	1088.1
40°	1031.6	1032.9	1050.2	1068.8	1072.7	1052.2	1046.4	1057.3	1099.6	1260.5	1128.5
42.5°	1057.9	1061.8	1087.4	1120.8	1133.6	1120.1	1123.3	1131.0	1161.2	1333.0	1186.8
45°	1083.6	1091.9	1127.2	1170.1	1202.8	1202.8	1213.7	1221.4	1240.7	1424.0	1272.1
47.5°	1128.5	1134.2	1172.7	1224.6	1274.7	1290.7	1320.8	1318.3	1333.0	1524.1	1372.1
50°	1186.8	1196.4	1235.5	1289.4	1352.9	1398.4	1433.0	1438.2	1443.9	1626.7	1490.7
52.5°	1267.6	1279.1	1311.2	1361.2	1436.2	1510.6	1583.7	1580.5	1572.8	1738.2	1626.7
55°	1349.0	1361.2	1391.3	1431.7	1520.2	1634.3	1753.6	1749.1	1713.9	1852.3	1752.3
57.5°	1431.7	1442.0	1473.4	1508.7	1613.2	1780.5	1933.1	1936.3	1863.9	1979.3	1876.7
60°	1466.4	1481.8	1559.3	1627.3	1758.1	1942.8	2116.5	2124.8	2019.7	2107.5	2013.9
62.5°	1309.9	1328.5	1456.7	1640.1	1956.9	2255.6	2355.0	2360.2	2207.6	2249.2	2164.0
65°	969.5	968.8	1101.5	1376.0	1917.1	2675.6	2780.1	2699.3	2440.9	2437.1	2362.1
67.5°	555.3	571.9	614.2	820.7	1460.6	2753.2	3536.7	3325.8	2854.5	2729.5	2626.2
70°	447.5	443.7	456.5	511.7	796.3	2264.0	4029.8	4125.9	3441.8	2968.0	2566.6
71°	403.3	409.1	421.9	471.9	628.3	1888.9	4005.4	4283.0	3602.1	2961.6	2453.1
72.5°	346.9	348.2	377.7	436.6	516.1	1332.4	3703.4	4153.5	3770.1	2877.6	2286.4
75°	236.0	239.2	285.3	351.4	471.3	632.8	2650.0	3359.7	3431.6	2689.1	1888.3
77.5°	135.3	137.9	171.2	257.1	401.4	446.3	1626.7	2321.7	2467.2	1966.5	1012.4
80°	69.9	73.1	94.9	162.2	306.5	361.0	932.9	1460.0	1403.5	679.6	234.7
82.5°	18.6	21.2	27.6	58.3	148.1	235.3	413.6	604.0	431.5	141.1	85.3
85°	0.0	0.0	0.0	0.6	1.3	32.7	87.2	108.4	60.3	27.6	23.1
87.5°	0.0	0.0	0.0	0.0	0.6	1.3	1.3	1.3	1.3	1.9	2.6
90°	0.0	0.0	0.0	0.0	0.0	0.0	0.0	0.0	0.0	0.0	0.0



REPORT NUMBER: P401312

CATALOG NUMBER: ENT-SA1C-740-U-SL3

CANDELA DISTRIBUTION (continued):

	90°	95°	105°	115°	125°	135°	145°	155°	165°	175°	180°
0°	1269.5	1269.5	1269.5	1269.5	1269.5	1269.5	1269.5	1269.5	1269.5	1269.5	1269.5
2.5°	1259.3	1259.3	1255.4	1249.6	1243.2	1228.5	1231.1	1219.5	1220.8	1219.5	1219.5
5°	1237.5	1233.6	1224.0	1206.0	1186.2	1159.9	1156.0	1134.9	1122.7	1118.8	1123.3
7.5°	1207.3	1196.4	1172.1	1140.6	1102.8	1068.8	1037.4	1009.2	988.0	979.1	975.2
10°	1167.6	1154.1	1114.4	1059.2	1007.3	954.1	904.7	872.6	830.3	817.5	813.6
12.5°	1134.9	1111.8	1052.2	975.2	894.4	823.9	757.2	689.9	649.5	620.7	616.2
15°	1106.7	1074.0	988.7	889.3	788.6	691.2	600.8	510.4	453.3	428.9	411.6
17.5°	1081.7	1039.3	925.2	796.3	671.9	543.1	432.8	346.2	310.3	291.7	292.4
20°	1056.0	1002.2	859.2	703.4	556.5	413.6	305.8	265.4	247.5	243.6	241.7
22.5°	1031.6	959.8	789.3	611.7	438.6	303.9	246.2	226.3	221.8	221.8	221.8
25°	1004.1	916.9	718.8	518.1	332.1	239.8	211.6	204.5	205.8	208.4	209.0
27.5°	981.6	879.7	648.9	409.7	257.8	203.9	189.1	187.9	193.0	198.8	198.8
30°	961.8	845.7	573.2	319.9	205.2	178.9	173.8	175.7	180.8	185.9	187.9
32.5°	948.3	814.9	505.2	248.8	175.0	161.6	160.3	162.9	168.0	170.6	172.5
35°	942.5	792.5	432.2	200.7	155.8	148.8	148.1	150.0	152.6	153.2	152.6
37.5°	948.9	777.1	357.1	169.9	143.6	139.8	139.1	139.1	139.1	139.8	139.1
40°	967.5	771.3	289.8	150.0	135.9	132.7	130.8	128.9	127.6	127.6	127.0
42.5°	1006.6	780.3	232.7	138.5	130.2	126.3	122.5	119.9	118.0	117.3	117.3
45°	1069.5	805.3	193.6	130.8	125.0	119.3	114.8	112.2	110.3	110.9	110.3
47.5°	1156.0	847.0	171.2	125.7	119.9	112.2	107.7	105.2	104.5	106.4	107.1
50°	1254.1	906.0	157.7	121.8	116.1	106.4	101.3	99.4	100.0	103.9	104.5
52.5°	1369.5	982.3	152.0	119.3	112.8	101.3	96.8	94.9	96.2	100.7	101.3
55°	1493.9	1069.5	160.3	120.5	109.6	98.1	93.0	90.4	92.3	96.2	96.8
57.5°	1620.2	1177.2	188.5	121.2	105.8	95.5	89.1	85.3	86.6	89.8	90.4
60°	1747.8	1284.3	237.2	121.8	104.5	93.0	85.9	80.1	80.8	82.7	83.4
62.5°	1897.9	1420.2	301.4	124.4	105.8	91.0	80.1	73.7	73.7	75.0	75.0
65°	2125.5	1622.8	343.7	123.1	109.0	89.1	74.4	68.0	67.3	68.0	68.0
67.5°	2289.0	1649.7	239.8	116.1	110.9	89.8	71.2	62.8	61.6	60.9	60.9
70°	2115.9	1388.1	158.4	109.6	107.7	91.0	68.6	59.6	57.1	55.1	54.5
71°	1996.0	1250.9	146.8	107.1	105.2	89.8	67.3	57.7	55.1	53.9	53.2
72.5°	1818.4	1116.3	135.3	103.2	99.4	87.2	65.4	55.8	52.6	50.7	50.0
75°	1436.9	856.0	118.6	94.9	85.9	71.8	60.3	51.9	48.7	46.2	45.5
77.5°	649.5	340.5	91.0	82.1	69.9	57.1	52.6	48.1	44.2	42.3	41.7
80°	181.5	129.5	66.7	64.8	52.6	44.2	42.3	41.0	39.8	37.2	37.2
82.5°	84.0	75.7	47.4	45.5	35.9	31.4	33.3	34.0	34.0	31.4	30.8
85°	23.1	25.0	21.8	24.4	23.1	21.2	24.4	26.3	27.6	25.0	23.1
87.5°	1.9	4.5	5.8	9.6	11.5	12.2	15.4	18.6	19.2	15.4	16.0
90°	0.0	0.0	0.0	0.0	0.0	0.0	0.0	0.0	0.0	0.0	0.0

(END OF REPORT)